



ASBK.COM.AU f t i y

# Winton Motor Raceway : OFFICIAL TEST : April 11 & 12

## SUPERBIKE

### Wednesday Practice 2

Date: 12/04/17  
 Event: P17  
 Weather: Sunny - 20.1C  
 Track: Dry - 36.7C

Started at: 11:25:06  
 Laps: 30 Min  
 Starters: 16  
 Printed at: 13:49

### CLASSIFICATION

Pos	No	Name	Machine	Fastest Lap	On Lap	Behind Prev	Behind Leader	Top Speed
1	1	Troy HERFOSS (QLD) / Crankt Protein Honda Racing / Honda Genuine / Pirelli / Alpinestars	Honda CBR RR	1:21.018	8 of 16			237
2	25	Daniel FALZON (SA) / JD Racing / Caterpillar / YRT / Slime Australia / Mainline Dynolog Dyno.	Yamaha YZF-R1	1:21.181	15 of 15	.163	.163	238
3	47	Wayne MAXWELL (VIC) / Yamaha Racing Team	Yamaha YZF-R1	1:21.705	6 of 12	.524	.687	241
4	20	Alex PHILLIS (VIC) / Apex Civil / Arnolds Fruit Market	Yamaha YZF-R1	1:21.823	6 of 11	.118	.805	245
5	65	Cru HALLIDAY (NSW) / Yamaha Finance / Yamaha Insurance / Ipone	Yamaha YZF-R1	1:21.922	7 of 11	.099	.904	240
6	21	Josh WATERS (VIC) / Team Suzuki ECSTAR / AirRoad / Pirelli / Swann Ins. / Pepper Money	Suzuki GSX-R	1:21.948	13 of 13	.026	.930	244
7	24	Robert BUGDEN (QLD) / Kawasaki BCperformance / Kawasaki Motors Aust. / Iceberg Enterprises	Kawasaki ZX10R	1:22.053	15 of 17	.105	1.035	240
8	67	Bryan STARING (WA) / Crankt Protein Honda Racing / Honda Genuine / Pirelli / Alpinestars	Honda CBR RR	1:22.083	7 of 14	.030	1.065	237
9	56	Troy GUENTHER (QLD) / Saint Unbreakable / BMW	BMW S RR	1:22.537	6 of 10	.454	1.519	243
10	50	Callum SPRIGGS (QLD) / Ducati Aust. / QBE Insurance / Pirelli / Motul / Gibson Freight / INOX	Ducati Panigale	1:22.733	5 of 13	.196	1.715	239
11	83	Kyle BUCKLEY (QLD) / Kawasaki BCperformance / Kawasaki Motors Aust. / Iceberg Enterprises	Kawasaki ZX10R	1:22.811	10 of 14	.078	1.793	241
12	178	Michael BLAIR (NSW) / Yamaha YRT / Gosford Classic Car Museum / Ipone / YMI / John Singleton Grp	Yamaha YZF-R1	1:23.081	4 of 8	.270	2.063	242
13	12	Matt WALTERS (NSW) / Swann Insurance / Kawasaki Aust. / Repsol / Rover Coaches / RST / Raceart	Kawasaki ZX10R	1:23.984	14 of 14	.903	2.966	236
14	68	Mitch LEVY (NSW) / ATR / YRD	Yamaha YZF-R1	1:24.024	8 of 15	.040	3.006	238
15	22	Trent GIBSON (VIC)	Yamaha YZF-R1	1:24.529	13 of 15	.505	3.511	232
16	6	Brendan McINTYRE (NSW) / Western M-cycles Sydney / Ric Pobjoy Racing / Motul Oils / RK Chains	Suzuki GSX-R	1:24.757	12 of 18	.228	3.739	232

Current best lap for SBK class - 1:20.405 by Troy HERFOSS (NSW) on a Honda CBR RR SP set on 22/09/16



*Scott Laing*  
 Chief Time Keeper - Scott Laing

Clerk of Course - Simon Maas

Computime Race Timing Systems Pty Ltd © 1996  
 Licensed to Computime Race Timing Systems

[www.computime.com.au](http://www.computime.com.au)

COMPUTIME RACE TIMING SYSTEMS PTY LTD





ASBK.COM.AU f t i y

# Winton Motor Raceway : OFFICIAL TEST : April 11 & 12

## SUPERBIKE

### Wednesday Practice 2

Date: 12/04/17  
 Event: P17  
 Weather: Sunny - 20.1C  
 Track: Dry - 36.7C



Started at: 11:25:06  
 Laps: 30 Min  
 Starters: 16  
 Printed at: 13:49

### LAP TIMES

No	Name	Lap 1	Lap 2	Lap 3	Lap 4	Lap 5	Lap 6	Lap 7	Lap 8	Lap 9	Lap 10
1	Troy HERFOSS (QLD)	1:29.367	1:23.085	1:23.293	5:18.612	1:29.456	1:21.452	1:21.056	<b>1:21.018</b>	2:29.655	1:30.433
	10	1:22.050	1:21.529	1:21.864	1:22.526	1:22.960	1:22.629				
6	Brendan McINTYRE (NSW)	1:39.959	1:28.028	1:27.102	1:26.617	1:26.762	1:26.471	1:26.176	1:26.089	1:25.836	1:26.267
	10	1:25.404	<b>1:24.757</b>	1:25.558	1:25.394	1:25.466	1:25.037	1:25.331	1:25.184		
12	Matt WALTERS (NSW)	1:41.005	1:31.770	1:57.235	1:25.122	1:24.133	1:25.618	1:24.430	1:24.292	9:03.936	1:46.237
	10	1:24.120	1:43.874	1:24.550	<b>1:23.984</b>						
20	Alex PHILLIS (VIC)	1:32.769	1:25.746	1:23.254	1:22.901	1:23.774	<b>1:21.823</b>	9:49.950	1:31.216	1:23.802	1:23.464
	10	1:23.048									
21	Josh WATERS (VIC)	1:56.133	1:28.403	1:24.308	1:23.529	5:01.663	1:31.437	1:23.136	1:32.292	1:26.912	1:22.549
	10	1:22.158	1:32.488	<b>1:21.948</b>							
22	Trent GIBSON (VIC)	1:38.590	1:27.190	2:54.710	1:30.818	1:25.203	1:25.038	3:34.212	1:31.893	1:25.130	3:07.825
	10	1:29.934	1:24.746	<b>1:24.529</b>	2:10.240	1:31.306					
24	Robert BUGDEN (QLD)	1:37.423	1:23.900	1:23.025	1:23.442	1:22.333	1:22.988	1:22.873	3:18.694	1:31.909	1:23.647
	10	1:23.224	5:33.744	1:35.049	1:22.529	<b>1:22.053</b>	1:22.432	1:22.597			
25	Daniel FALZON (SA)	1:40.874	1:24.537	1:22.859	1:22.623	10:18.468	1:34.555	1:23.737	1:21.510	1:21.345	1:21.622
	10	1:21.715	1:29.436	1:21.431	1:26.921	<b>1:21.181</b>					
47	Wayne MAXWELL (VIC)	1:35.730	1:22.789	1:22.369	1:22.038	1:22.772	<b>1:21.705</b>	3:22.906	1:28.102	1:21.762	1:22.032
	10	1:21.765	1:22.120								
50	Callum SPRIGGS (QLD)	1:41.013	1:30.751	1:24.321	1:22.981	<b>1:22.733</b>	1:22.778	1:26.491	1:23.478	1:23.481	1:24.718
	10	1:25.509	1:25.170	1:25.371							
56	Troy GUENTHER (QLD)	1:39.155	1:23.733	5:54.825	1:30.632	1:22.981	<b>1:22.537</b>	1:22.846	2:10.911	1:29.603	1:23.351
65	Cru HALLIDAY (NSW)	1:35.310	1:23.812	1:22.894	1:22.764	1:22.656	1:22.718	<b>1:21.922</b>	1:22.331	1:22.517	1:22.552
	10	1:23.099									
67	Bryan STARING (WA)	1:35.547	1:24.355	1:24.452	8:06.742	1:31.604	1:22.357	<b>1:22.083</b>	1:22.334	1:22.256	2:43.478
	10	1:37.615	1:22.516	1:22.086	1:24.535						
68	Mitch LEVY (NSW)	1:33.973	1:25.294	1:25.021	1:25.407	2:58.645	2:53.183	1:29.636	<b>1:24.024</b>	1:25.943	1:30.311
	10	1:24.709	2:42.286	1:29.078	1:24.102	1:25.087					
83	Kyle BUCKLEY (QLD)	1:34.196	1:25.044	1:23.431	1:23.308	1:23.508	1:23.075	7:09.877	1:33.348	1:23.363	<b>1:22.811</b>
	10	1:23.088	5:08.615	1:37.142	1:25.211						
178	Michael BLAIR (NSW)	1:29.949	1:23.398	1:23.734	<b>1:23.081</b>	1:23.082	4:01.751	1:30.412	1:30.405		

*Scott Laing*  
 Chief Time Keeper - Scott Laing

Clerk of Course - Simon Maas



Computime Race Timing Systems Pty Ltd © 1996  
 Licensed to Computime Race Timing Systems

[www.computime.com.au](http://www.computime.com.au)

COMPUTIME RACE TIMING SYSTEMS PTY LTD



ASBK.COM.AU f t i y

# Winton Motor Raceway : OFFICIAL TEST : April 11 & 12

## SUPERBIKE

### Wednesday Practice 2

Date: 12/04/17  
 Event: P17  
 Weather: Sunny - 20.1C  
 Track: Dry - 36.7C


Started at: 11:25:06  
 Laps: 30 Min  
 Starters: 16  
 Printed at: 13:49

### SPLIT TIMES

Lap	Split 1	Split 2	Split 3	Split 4	Lap Time	Spd	Lap	Split 1	Split 2	Split 3	Split 4	Lap Time	Spd
<b>1 Troy HERFOSS (QLD) (1st)</b>							5	11.655	14.338	30.778	27.362	1:24.133	230
1	15.254	15.002	31.418	27.693	1:29.367 P		6	<u>11.555</u>	14.409	30.944	28.710	1:25.618	236
2	11.351	14.295	30.567	26.872	1:23.085	232	7	11.766	14.431	30.887	27.346	1:24.430	233
3	11.342	14.303	30.453	27.195	1:23.293	233	8	11.762	14.482	<u>30.562</u>	27.486	1:24.292	234
4	13.032	16.571	33.604	4:15.405	5:18.612	233	9	12.404	18.701	43.864	7:48.967	9:03.936	235
5	16.339	14.714	31.554	26.849	1:29.456 P		10	25.135	21.488	31.883	27.731	1:46.237 P	
6	11.234	13.942	29.829	26.447	1:21.452	235	11	11.780	14.329	30.733	<u>27.278</u>	1:24.120	232
7	11.143	13.809	<u>29.725</u>	26.379	1:21.056	234	12	22.243	20.331	33.437	27.863	1:43.874	234
8	<u>11.123</u>	<u>13.779</u>	29.776	<u>26.340</u>	<u>1:21.018</u>	236	13	11.878	14.372	30.838	27.462	1:24.550	234
9	12.149	15.632	33.009	1:28.865	2:29.655	237	14	11.674	<u>14.224</u>	30.793	27.293	<u>1:23.984</u>	233
10	16.399	16.822	30.690	26.522	1:30.433 P		<b>20 Alex PHILLIS (VIC) (4th)</b>						
11	11.182	14.038	30.175	26.655	1:22.050	236	1	17.295	15.403	32.190	27.881	1:32.769 P	
12	11.196	13.923	29.835	26.575	1:21.529	235	2	12.074	14.801	31.820	27.051	1:25.746	239
13	11.165	13.946	29.979	26.774	1:21.864	234	3	11.433	14.051	30.604	27.166	1:23.254	242
14	11.288	14.099	30.359	26.780	1:22.526	233	4	11.589	14.070	30.376	26.866	1:22.901	243
15	11.320	14.272	30.167	27.201	1:22.960	234	5	12.771	14.240	30.140	26.623	1:23.774	243
16	11.319	14.204	30.212	26.894	1:22.629	233	6	<u>11.323</u>	<u>13.836</u>	<u>30.063</u>	<u>26.601</u>	<u>1:21.823</u>	244
<b>6 Brendan McINTYRE (NSW) (16th)</b>							7	11.992	14.779	31.632	8:51.547	9:49.950	245
1	20.042	16.522	33.874	29.521	1:39.959 P		8	15.161	16.107	32.296	27.652	1:31.216 P	
2	12.398	15.060	31.852	28.718	1:28.028	225	9	11.777	14.220	30.713	27.092	1:23.802	241
3	12.082	14.866	31.923	28.231	1:27.102	229	10	11.492	14.291	30.527	27.154	1:23.464	241
4	11.988	14.743	31.650	28.236	1:26.617	229	11	11.551	14.229	30.383	26.885	1:23.048	241
5	12.089	14.804	31.784	28.085	1:26.762	230	<b>21 Josh WATERS (VIC) (6th)</b>						
6	12.116	14.879	31.483	27.993	1:26.471	230	1	20.323	16.772	41.051	37.987	1:56.133 P	
7	11.996	14.635	31.628	27.917	1:26.176	231	2	12.822	15.259	31.869	28.453	1:28.403	222
8	11.873	14.749	31.579	27.888	1:26.089	230	3	11.841	14.348	30.723	27.396	1:24.308	239
9	11.973	14.747	31.306	27.810	1:25.836	229	4	11.541	14.226	30.440	27.322	1:23.529	241
10	12.048	14.607	31.476	28.136	1:26.267	231	5	11.931	15.833	34.403	3:59.496	5:01.663	241
11	11.961	14.505	31.227	27.711	1:25.404	229	6	16.792	15.523	31.810	27.312	1:31.437 P	
12	<u>11.664</u>	14.481	<u>31.081</u>	<u>27.531</u>	<u>1:24.757</u>	232	7	11.584	14.171	30.319	27.062	1:23.136	240
13	12.044	14.458	31.229	27.827	1:25.558	231	8	11.794	19.475	33.861	27.162	1:32.292	241
14	11.869	14.580	31.159	27.786	1:25.394	228	9	11.506	14.244	34.034	27.128	1:26.912	242
15	11.819	<u>14.452</u>	31.250	27.945	1:25.466	229	10	11.370	14.115	30.173	26.891	1:22.549	242
16	11.862	14.460	31.117	27.598	1:25.037	229	11	<u>11.365</u>	13.900	30.034	26.859	1:22.158	242
17	11.717	14.683	31.132	27.799	1:25.331	229	12	13.446	18.671	33.216	27.155	1:32.488	243
18	11.736	14.509	31.099	27.840	1:25.184	228	13	11.441	<u>13.898</u>	<u>29.886</u>	<u>26.723</u>	<u>1:21.948</u>	243
<b>12 Matt WALTERS (NSW) (13th)</b>							<b>22 Trent GIBSON (VIC) (15th)</b>						
1	18.897	17.404	34.843	29.861	1:41.005 P		1	20.719	15.991	33.229	28.651	1:38.590 P	
2	12.771	15.556	34.670	28.773	1:31.770	229	2	12.078	14.926	31.884	28.302	1:27.190	228
3	12.435	17.770	46.016	41.014	1:57.235	233	3	11.903	14.976	31.862	1:55.969	2:54.710	229
4	11.934	14.560	30.927	27.701	1:25.122	235							

*Scott Laing*  
 Chief Time Keeper - Scott Laing

Clerk of Course - Simon Maas



Computime Race Timing Systems Pty Ltd © 1996  
 Licensed to Computime Race Timing Systems

[www.computime.com.au](http://www.computime.com.au)

COMPUTIME RACE TIMING SYSTEMS PTY LTD



ASBK.COM.AU f t i y

# Winton Motor Raceway : OFFICIAL TEST : April 11 & 12

## SUPERBIKE

### Wednesday Practice 2

Date: 12/04/17  
Event: P17  
Weather: Sunny - 20.1C  
Track: Dry - 36.7C



Started at: 11:25:06  
Laps: 30 Min  
Starters: 16  
Printed at: 13:49

### SPLIT TIMES

Lap	Split 1	Split 2	Split 3	Split 4	Lap Time	Spd	Lap	Split 1	Split 2	Split 3	Split 4	Lap Time	Spd	
4	16.055	15.038	31.862	27.863	1:30.818	P	11	11.335	13.872	29.768	26.740	1:21.715	234	
5	11.893	14.634	31.216	27.460	1:25.203	232	12	11.830	17.258	33.131	27.217	1:29.436	235	
6	11.747	14.600	31.174	27.517	1:25.038	229	13	11.260	13.857	<b>29.763</b>	26.551	1:21.431	235	
7	11.824	14.683	31.431	2:36.274	3:34.212	232	14	12.549	15.775	31.225	27.372	1:26.921	236	
8	16.600	15.379	32.139	27.775	1:31.893	P	15	<b>11.147</b>	13.791	29.764	26.479	<b>1:21.181</b>	236	
9	11.766	14.632	31.079	27.653	1:25.130	231	<b>47 Wayne MAXWELL (VIC) (3rd)</b>							
10	<b>11.623</b>	14.410	31.175	2:10.617	3:07.825	231	1	17.751	17.846	32.380	27.753	1:35.730	P	
11	15.796	14.987	31.507	27.644	1:29.934	P	2	11.478	14.198	30.114	26.999	1:22.789	238	
12	11.819	14.415	31.082	27.430	1:24.746	230	3	11.301	13.929	30.143	26.996	1:22.369	239	
13	11.767	<b>14.270</b>	<b>31.070</b>	<b>27.422</b>	<b>1:24.529</b>	231	4	11.282	13.956	29.878	26.922	1:22.038	239	
14	11.716	14.494	31.871	1:12.159	2:10.240	231	5	11.325	13.872	30.753	26.822	1:22.772	238	
15	16.870	15.164	31.374	27.898	1:31.306	P	6	11.313	<b>13.864</b>	<b>29.720</b>	26.808	<b>1:21.705</b>	238	
<b>24 Robert BUGDEN (QLD) (7th)</b>							7	12.152	15.078	31.544	2:24.132	3:22.906	239	
1	19.786	16.692	32.736	28.209	1:37.423	P	8	16.410	14.419	30.330	26.943	1:28.102	P	
2	12.009	14.158	30.307	27.426	1:23.900	235	9	11.334	13.919	29.810	<b>26.699</b>	1:21.762	239	
3	11.541	14.079	30.432	26.973	1:23.025	238	10	11.250	14.111	29.808	26.863	1:22.032	241	
4	11.505	14.007	30.853	27.077	1:23.442	240	11	<b>11.225</b>	13.919	29.856	26.765	1:21.765	240	
5	11.449	13.904	30.025	26.955	1:22.333	237	12	11.251	13.979	29.992	26.898	1:22.120	238	
6	11.565	14.002	30.358	27.063	1:22.988	239	<b>50 Callum SPRIGGS (QLD) (10th)</b>							
7	11.486	14.098	30.164	27.125	1:22.873	237	1	17.592	16.556	34.626	32.239	1:41.013	P	
8	11.653	16.585	50.466	1:59.990	3:18.694	236	2	13.455	16.589	32.760	27.947	1:30.751	228	
9	17.568	15.317	31.315	27.709	1:31.909	P	3	11.697	14.389	30.902	27.333	1:24.321	239	
10	11.618	14.311	30.418	27.300	1:23.647	239	4	11.624	<b>14.075</b>	30.371	26.911	1:22.981	237	
11	11.640	14.306	30.131	27.147	1:23.224	237	5	<b>11.462</b>	14.095	30.360	<b>26.816</b>	<b>1:22.733</b>	237	
12	12.319	15.233	31.257	4:34.935	5:33.744	237	6	11.545	14.171	<b>30.190</b>	26.872	1:22.778	238	
13	17.286	15.757	34.117	27.889	1:35.049	P	7	11.590	14.475	32.844	27.582	1:26.491	238	
14	11.469	13.945	29.991	27.124	1:22.529	237	8	11.604	14.134	30.750	26.990	1:23.478	237	
15	<b>11.399</b>	<b>13.885</b>	<b>29.858</b>	<b>26.911</b>	<b>1:22.053</b>	238	9	11.564	14.209	30.604	27.104	1:23.481	237	
16	11.453	13.932	30.064	26.983	1:22.432	238	10	11.738	14.461	31.126	27.393	1:24.718	235	
17	11.418	13.919	30.173	27.087	1:22.597	237	11	11.750	14.548	31.512	27.699	1:25.509	232	
<b>25 Daniel FALZON (SA) (2nd)</b>							12	11.874	14.507	31.217	27.572	1:25.170	232	
1	16.491	16.055	33.492	34.836	1:40.874	P	13	11.866	14.592	31.178	27.735	1:25.371	235	
2	12.108	14.378	30.926	27.125	1:24.537	234	<b>56 Troy GUENTHER (QLD) (9th)</b>							
3	11.559	14.007	30.152	27.141	1:22.859	236	1	18.538	15.514	33.261	31.842	1:39.155	P	
4	11.324	14.131	30.217	26.951	1:22.623	238	2	11.661	14.173	30.607	27.292	1:23.733	238	
5	12.332	15.739	33.411	9:16.986	10:18.468	235	3	11.898	14.705	30.777	4:57.445	5:54.825	243	
6	20.812	15.172	31.495	27.076	1:34.555	P	4	16.756	14.824	31.602	27.450	1:30.632	P	
7	11.387	13.955	31.259	27.136	1:23.737	237	5	11.376	<b>13.925</b>	30.558	27.122	1:22.981	242	
8	11.304	<b>13.776</b>	29.836	26.594	1:21.510	236	6	<b>11.240</b>	<b>13.975</b>	30.386	<b>26.936</b>	<b>1:22.537</b>	243	
9	11.241	13.814	29.820	<b>26.470</b>	1:21.345	236	7	11.410	13.993	<b>30.378</b>	27.065	1:22.846	243	
10	11.244	13.844	29.764	26.770	1:21.622	236								

*Spott*  
Chief Time Keeper - Spott Laing

Clerk of Course - Simon Maas



Computime Race Timing Systems Pty Ltd © 1996  
Licensed to Computime Race Timing Systems

[www.computime.com.au](http://www.computime.com.au)

COMPUTIME RACE TIMING SYSTEMS PTY LTD



ASBK.COM.AU f t i y

# Winton Motor Raceway : OFFICIAL TEST : April 11 & 12

## SUPERBIKE

### Wednesday Practice 2

Date: 12/04/17  
 Event: P17  
 Weather: Sunny - 20.1C  
 Track: Dry - 36.7C

Started at: 11:25:06  
 Laps: 30 Min  
 Starters: 16  
 Printed at: 13:49

### SPLIT TIMES

Lap	Split 1	Split 2	Split 3	Split 4	Lap Time	Spd	Lap	Split 1	Split 2	Split 3	Split 4	Lap Time	Spd
8	12.232	14.761	32.040	1:11.878	2:10.911	241	6	14.654	14.710	31.095	1:52.724	2:53.183 P	
9	16.930	14.832	30.785	27.056	1:29.603 P		7	15.825	14.954	31.061	27.796	1:29.636 P	
10	11.469	13.989	30.628	27.265	1:23.351	243	8	11.659	14.470	30.570	<b>27.325</b>	<b>1:24.024</b>	234
							9	<b>11.586</b>	<b>14.352</b>	32.087	27.918	1:25.943	238
							10	11.991	14.551	35.887	27.882	1:30.311	234
<b>65 Cru HALLIDAY (NSW) (5th)</b>							11	11.801	14.463	30.870	27.575	1:24.709	235
1	17.766	16.492	33.097	27.955	1:35.310 P		12	11.660	14.773	32.334	1:43.519	2:42.286	237
2	11.728	14.219	30.719	27.146	1:23.812	237	13	15.245	14.947	30.962	27.924	1:29.078 P	
3	11.544	14.034	30.368	26.948	1:22.894	237	14	11.718	14.388	<b>30.532</b>	27.464	1:24.102	234
4	11.548	14.048	30.302	26.866	1:22.764	237	15	11.600	14.458	30.723	28.306	1:25.087	237
5	11.600	13.966	30.218	26.872	1:22.656	238							
6	11.642	13.977	30.351	26.748	1:22.718	240							
7	11.321	<b>13.818</b>	<b>30.105</b>	<b>26.678</b>	<b>1:21.922</b>	239	<b>83 Kyle BUCKLEY (QLD) (11th)</b>						
8	11.488	13.824	30.284	26.735	1:22.331	239	1	16.646	16.804	32.732	28.014	1:34.196 P	
9	<b>11.308</b>	13.995	30.426	26.788	1:22.517	238	2	11.889	14.551	31.128	27.476	1:25.044	237
10	11.547	13.944	30.178	26.883	1:22.552	238	3	11.526	14.140	30.756	27.009	1:23.431	239
11	11.412	14.129	30.671	26.887	1:23.099	239	4	<b>11.277</b>	14.288	30.708	27.035	1:23.308	238
							5	11.584	14.156	30.680	27.088	1:23.508	240
							6	11.301	14.105	30.585	27.084	1:23.075	241
<b>67 Bryan STARING (WA) (8th)</b>							7	14.496	15.987	36.616	6:02.778	7:09.877	241
1	16.303	15.900	33.669	29.675	1:35.547 P		8	17.536	16.044	32.000	27.768	1:33.348 P	
2	11.856	14.344	30.621	27.534	1:24.355	234	9	11.509	14.266	30.548	27.040	1:23.363	238
3	11.709	14.289	30.753	27.701	1:24.452	234	10	11.399	<b>14.049</b>	30.500	<b>26.863</b>	<b>1:22.811</b>	241
4	11.572	15.599	37.894	7:01.677	8:06.742	236	11	11.315	14.213	<b>30.409</b>	27.151	1:23.088	241
5	17.525	15.452	31.203	27.424	1:31.604 P		12	14.121	16.056	<b>33.852</b>	4:04.586	5:08.615	239
6	11.471	14.049	30.101	26.736	1:22.357	236	13	21.842	15.405	31.843	28.052	1:37.142 P	
7	<b>11.324</b>	13.927	30.108	<b>26.724</b>	<b>1:22.083</b>	236	14	11.954	14.578	30.957	27.722	1:25.211	237
8	11.361	14.019	30.215	26.739	1:22.334	236							
9	11.361	14.004	30.011	26.880	1:22.256	237	<b>178 Michael BLAIR (NSW) (12th)</b>						
10	12.503	14.742	30.589	1:45.644	2:43.478	236	1	15.712	14.991	31.129	28.117	1:29.949 P	
11	19.693	18.415	32.199	27.308	1:37.615 P		2	11.630	14.296	30.264	27.208	1:23.398	232
12	11.476	14.041	30.206	26.793	1:22.516	235	3	11.632	14.308	30.637	<b>27.157</b>	1:23.734	241
13	11.411	<b>13.917</b>	<b>29.919</b>	26.839	1:22.086	236	4	<b>11.549</b>	14.085	30.254	27.193	<b>1:23.081</b>	241
14	11.615	14.183	31.485	27.252	1:24.535	236	5	11.625	<b>14.080</b>	<b>30.204</b>	27.173	1:23.082	242
							6	13.284	15.701	32.367	3:00.399	4:01.751	242
<b>68 Mitch LEVY (NSW) (14th)</b>							7	17.092	14.614	30.881	27.825	1:30.412 P	
1	17.010	15.968	32.557	28.438	1:33.973 P		8	11.638	14.128	33.810	30.829	1:30.405	242
2	11.880	14.533	31.034	27.847	1:25.294	233							
3	11.790	14.498	30.897	27.836	1:25.021	237							
4	11.743	14.450	31.118	28.096	1:25.407	236							
5	12.250	14.713	34.109	1:57.573	2:58.645	237							



*Scott Laing*  
 Chief Time Keeper - Scott Laing

Clerk of Course - Simon Maas

Computime Race Timing Systems Pty Ltd © 1996  
 Licensed to Computime Race Timing Systems

[www.computime.com.au](http://www.computime.com.au)

COMPUTIME RACE TIMING SYSTEMS PTY LTD





ASBK.COM.AU f t i y

# Winton Motor Raceway : OFFICIAL TEST : April 11 & 12

## SUPERBIKE

### Wednesday Practice 2

Date: 12/04/17  
 Event: P17  
 Weather: Sunny - 20.1C  
 Track: Dry - 36.7C



Started at: 11:25:06  
 Laps: 30 Min  
 Starters: 16  
 Printed at: 13:49

### FASTEST LAPS SEQUENCE

Race Time	No	Name	Machine	Fastest Lap	On Lap
2:32.977	24	Robert BUGDEN (QLD)	Kawasaki ZX10R	1:37.423	1
2:33.357	83	Kyle BUCKLEY (QLD)	Kawasaki ZX10R	1:34.196	1
2:57.376	1	Troy HERFOSS (QLD)	Honda CBR RR	1:29.367	1
3:56.877	24	Robert BUGDEN (QLD)	Kawasaki ZX10R	1:23.900	2
4:20.461	1	Troy HERFOSS (QLD)	Honda CBR RR	1:23.085	2
5:19.902	24	Robert BUGDEN (QLD)	Kawasaki ZX10R	1:23.025	3
5:29.474	25	Daniel FALZON (SA)	Yamaha YZF-R1	1:22.859	3
5:33.959	47	Wayne MAXWELL (VIC)	Yamaha YZF-R1	1:22.789	2
6:52.097	25	Daniel FALZON (SA)	Yamaha YZF-R1	1:22.623	4
6:56.328	47	Wayne MAXWELL (VIC)	Yamaha YZF-R1	1:22.369	3
8:05.677	24	Robert BUGDEN (QLD)	Kawasaki ZX10R	1:22.333	5
8:18.366	47	Wayne MAXWELL (VIC)	Yamaha YZF-R1	1:22.038	4
10:20.951	20	Alex PHILLIS (VIC)	Yamaha YZF-R1	1:21.823	6
11:02.843	47	Wayne MAXWELL (VIC)	Yamaha YZF-R1	1:21.705	6
13:53.274	1	Troy HERFOSS (QLD)	Honda CBR RR	1:21.452	6
15:14.330	1	Troy HERFOSS (QLD)	Honda CBR RR	1:21.056	7
16:35.348	1	Troy HERFOSS (QLD)	Honda CBR RR	1:21.018	8

*Scott Laing*  
 Chief Time Keeper - Scott Laing

.....  
 Clerk of Course - Simon Maas



Computime Race Timing Systems Pty Ltd © 1996  
 Licensed to Computime Race Timing Systems

[www.computime.com.au](http://www.computime.com.au)

COMPUTIME RACE TIMING SYSTEMS PTY LTD



ASBK.COM.AU f t i y

# Winton Motor Raceway : OFFICIAL TEST : April 11 & 12

## SUPERBIKE

### Wednesday Practice 2

Date: 12/04/17  
 Event: P17  
 Weather: Sunny - 20.1C  
 Track: Dry - 36.7C

Started at: 11:25:06  
 Laps: 30 Min  
 Starters: 16  
 Printed at: 13:49

### BEST PARTIAL TIMES

Pos	Split 1		Split 2		Split 3		Split 4		LAP		Ideal	Fastest
	Name	Time	Name	Time	Name	Time	Name	Time	Name	Time		
1	T. HERFOSS	11.123	D. FALZON	13.776	W. MAXWELL	29.720	T. HERFOSS	26.340	T. HERFOSS	1:20.967	1:21.018	
2	D. FALZON	11.147	T. HERFOSS	13.779	T. HERFOSS	29.725	D. FALZON	26.470	D. FALZON	1:21.156	1:21.181	
3	W. MAXWELL	11.225	C. HALLIDAY	13.818	D. FALZON	29.763	A. PHILLIS	26.601	W. MAXWELL	1:21.508	1:21.705	
4	T. GUENTHER	11.240	A. PHILLIS	13.836	R. BUGDEN	29.858	C. HALLIDAY	26.678	A. PHILLIS	1:21.823	1:21.823	
5	K. BUCKLEY	11.277	W. MAXWELL	13.864	J. WATERS	29.886	W. MAXWELL	26.699	B. STARING	1:21.864	1:22.083	
6	B. STARING	11.304	R. BUGDEN	13.885	B. STARING	29.919	J. WATERS	26.723	J. WATERS	1:21.872	1:21.948	
7	C. HALLIDAY	11.308	J. WATERS	13.898	A. PHILLIS	30.063	B. STARING	26.724	C. HALLIDAY	1:21.909	1:21.922	
8	A. PHILLIS	11.323	B. STARING	13.917	C. HALLIDAY	30.105	C. SPRIGGS	26.816	R. BUGDEN	1:22.053	1:22.053	
9	J. WATERS	11.365	T. GUENTHER	13.925	C. SPRIGGS	30.190	K. BUCKLEY	26.863	T. GUENTHER	1:22.479	1:22.537	
10	R. BUGDEN	11.399	M. BLAIR	13.993	M. BLAIR	30.204	R. BUGDEN	26.911	C. SPRIGGS	1:22.543	1:22.733	
11	C. SPRIGGS	11.462	K. BUCKLEY	14.049	T. GUENTHER	30.378	T. GUENTHER	26.936	K. BUCKLEY	1:22.598	1:22.811	
12	M. BLAIR	11.482	C. SPRIGGS	14.075	K. BUCKLEY	30.409	M. BLAIR	27.157	M. BLAIR	1:22.836	1:23.081	
13	M. WALTERS	11.555	M. WALTERS	14.224	M. LEVY	30.532	M. WALTERS	27.278	M. WALTERS	1:23.619	1:23.984	
14	M. LEVY	11.586	T. GIBSON	14.270	M. WALTERS	30.562	M. LEVY	27.325	M. LEVY	1:23.795	1:24.024	
15	T. GIBSON	11.623	M. LEVY	14.352	T. GIBSON	31.070	T. GIBSON	27.422	T. GIBSON	1:24.385	1:24.529	
16	B. McINTYRE	11.664	B. McINTYRE	14.452	B. McINTYRE	31.081	B. McINTYRE	27.531	B. McINTYRE	1:24.728	1:24.757	

*Scott Laing*  
 Chief Time Keeper - Scott Laing

Clerk of Course - Simon Maas

Computime Race Timing Systems Pty Ltd © 1996  
 Licensed to Computime Race Timing Systems

[www.computime.com.au](http://www.computime.com.au)

COMPUTIME RACE TIMING SYSTEMS PTY LTD

